



Los Angeles City College

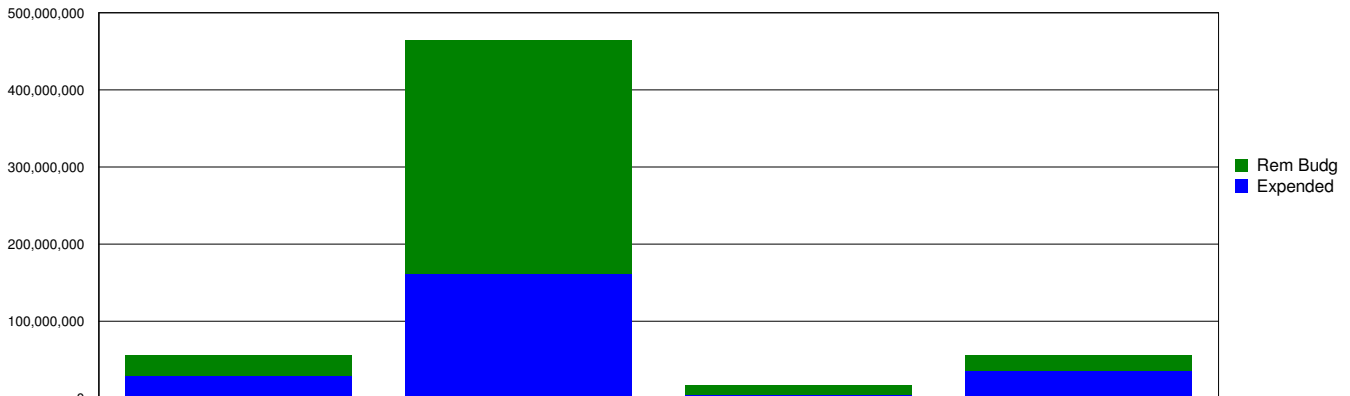
**Description:**

Los Angeles City College is a 48-acre site consisting of educational and admin facilities, parking areas, athletic facilities and fields and central quad areas to service its growing student population. Recent completed projects include MLK Library, Student/Faculty Parking Structure, Child Development Center, Central Plant and the Science & Technology Building.

Progress	Programming		Design		DSA Review		Bid and Award		Construction	
	In Progress	0	In Progress	4	In Progress	7	In Progress	1	In Progress	5
	Suspended	0	Suspended	0	Suspended	0	Suspended	0	Suspended	0
	Completed	46	Completed	42	Completed	35	Completed	33	Completed	28

Projects On-Hold: 0

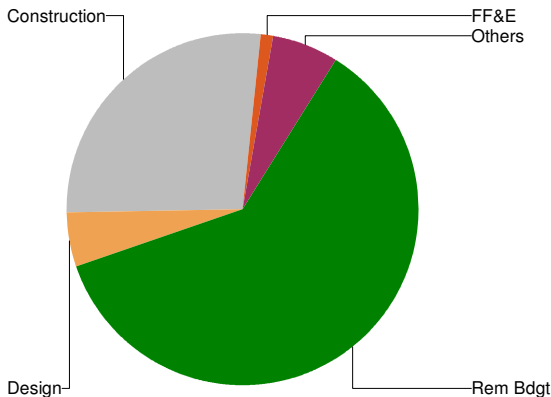
Comparative Graph



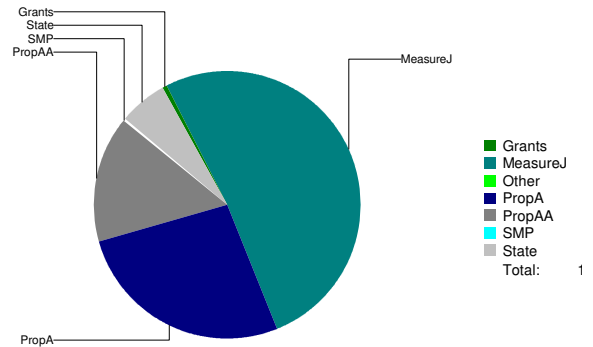
Summary Table

	Design & Other Soft Costs	Construction & Other Hard Costs	FF&E	Other	Total
Base	\$56,198,668	\$463,645,934	\$17,889,577	\$56,787,797	\$594,521,977
Actuals	\$30,114,351	\$160,977,229	\$5,798,360	\$36,740,550	\$233,630,490
Rem Bdg	\$26,084,317	\$302,668,705	\$12,091,217	\$20,047,248	\$360,891,487

Budget VS. Actual



Funding Sources





East Los Angeles College

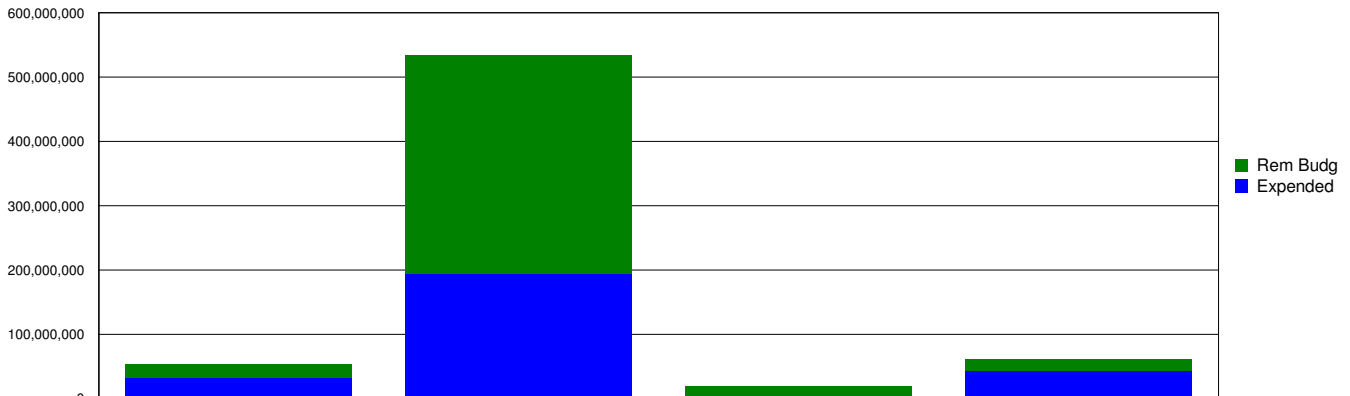
**Description:**

East LA College campus covers an 88 acre area servicing about 28,000 students. It includes educational and administrative facilities, surface parking lots, sport facilities, athletic fields including an Olympic size stadium and open spaces. Most of the College educational buildings are located along the eastern half of the campus. The athletic fields are located to the west of the academic buildings. Parking is located in several locations mainly along the NE and NW of the campus.

Progress	Programming		Design		DSA Review		Bid and Award		Construction	
	In Progress	4	In Progress	1	In Progress	2	In Progress	1	In Progress	11
Suspended	0	Suspended	0	Suspended	0	Suspended	0	Suspended	0	
Completed	67	Completed	63	Completed	61	Completed	57	Completed	46	

Projects On-Hold: 0

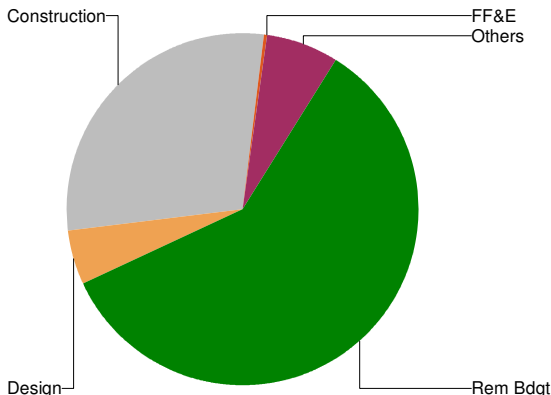
Comparative Graph



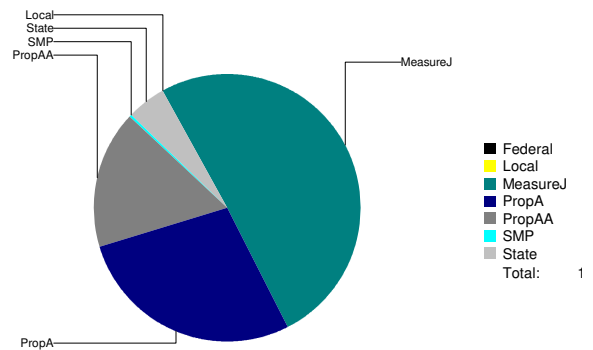
Summary Table

	Design & Other Soft Costs	Construction & Other Hard Costs	FF&E	Other	Total
Base	\$53,519,586	\$533,556,054	\$19,358,045	\$61,445,939	\$667,879,624
Actuals	\$33,269,822	\$194,221,045	\$2,151,154	\$43,591,201	\$273,233,222
Rem Bdg	\$20,249,764	\$339,335,008	\$17,206,891	\$17,854,738	\$394,646,401

Budget VS. Actual



Funding Sources





Los Angeles Harbor College

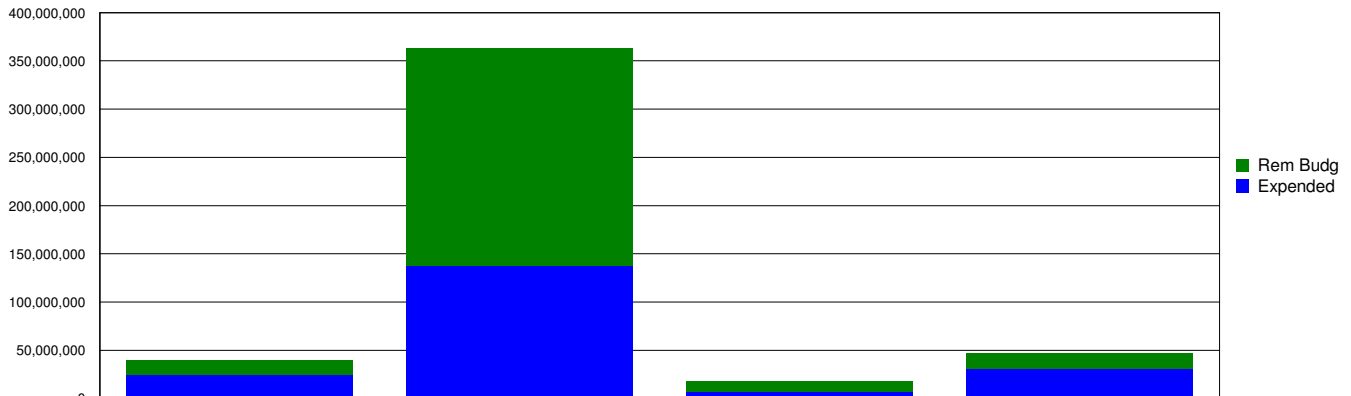
**Description:**

Harbor College campus encompasses 65 acres and includes educational and administration facilities, surface parking lots, athletic fields, sport facilities and open space. Most of the College's educational buildings are located in the northern half of the campus. The athletic fields are located to the south of the academic buildings. Parking is located on the southern half and in the northwest corner of the campus.

Progress	Programming		Design		DSA Review		Bid and Award		Construction	
	In Progress	3	In Progress	9	In Progress	3	In Progress	2	In Progress	2
Suspended	0	Suspended	0	Suspended	0	Suspended	0	Suspended	0	
Completed	44	Completed	39	Completed	36	Completed	33	Completed	31	

Projects On-Hold: 0

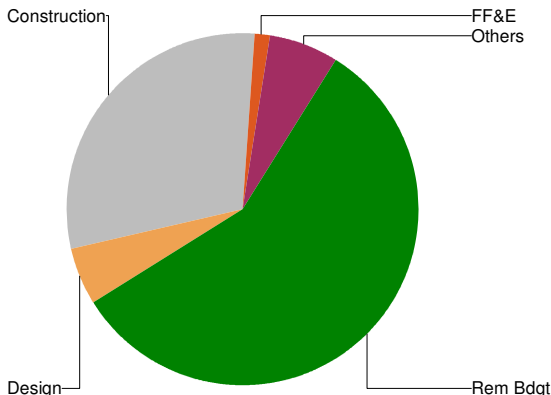
Comparative Graph



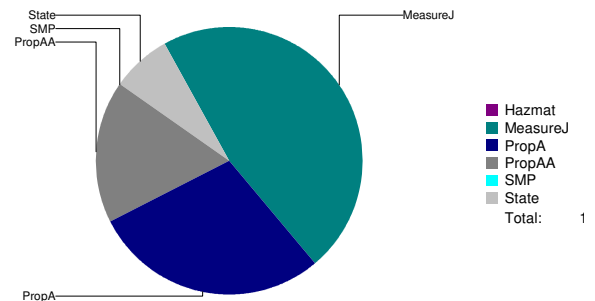
Summary Table

	Design & Other Soft Costs	Construction & Other Hard Costs	FF&E	Other	Total
Base	\$40,088,783	\$362,685,697	\$17,345,672	\$46,647,703	\$466,767,856
Actuals	\$25,072,390	\$137,571,927	\$6,601,620	\$30,349,493	\$199,595,430
Rem Bdgt	\$15,016,393	\$225,113,770	\$10,744,053	\$16,298,210	\$267,172,426

Budget VS. Actual



Funding Sources





# Los Angeles Mission College

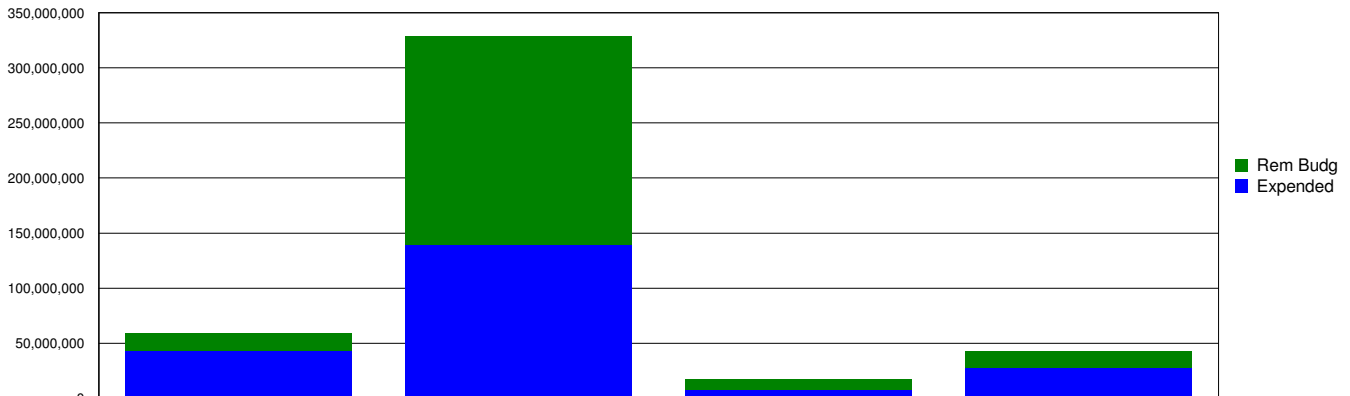
## Description:

Spread on approximately 22 acres, LA Mission College serves roughly 10,500 students coming from LA and Ventura Counties. The mission of LA Mission College is to help students succeed in their personal and professional endeavors. To facilitate this, Mission College has planned new facilities under Proposition A, AA & Measure J program that includes parking structures, office buildings, class rooms, Gymnasiums, and others.

Progress	Programming		Design		DSA Review		Bid and Award		Construction	
	In Progress	1	In Progress	0	In Progress	2	In Progress	0	In Progress	3
	Suspended	0	Suspended	0	Suspended	0	Suspended	0	Suspended	0
	Completed	47	Completed	53	Completed	51	Completed	50	Completed	47

Projects On-Hold: 0

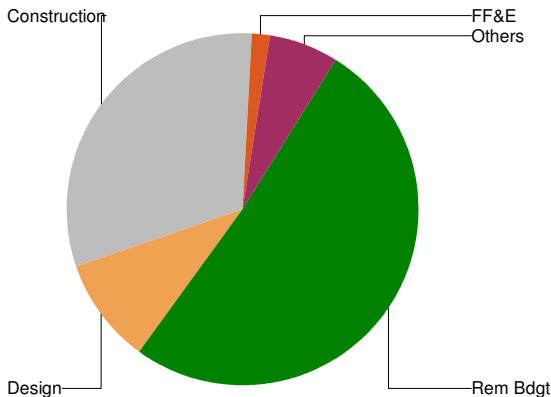
Comparative Graph



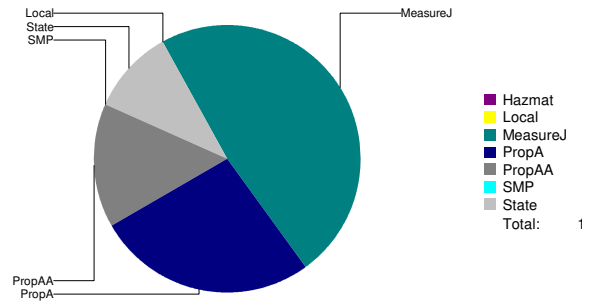
Summary Table

	Design & Other Soft Costs	Construction & Other Hard Costs	FF&E	Other	Total
Base	\$59,194,621	\$328,328,161	\$17,958,795	\$43,310,908	\$448,792,485
Actuals	\$43,348,334	\$139,196,637	\$8,300,477	\$28,464,921	\$219,310,368
Rem Bdgt	\$15,846,287	\$189,131,524	\$9,658,318	\$14,845,987	\$229,482,116

Budget VS. Actual



Funding Sources





Pierce College

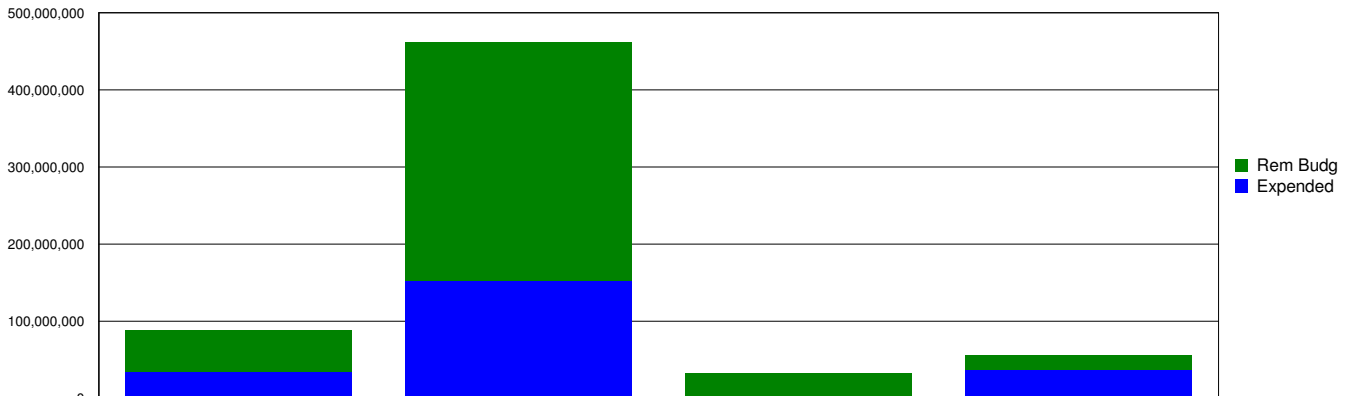
**Description:**

Pierce College founded in 1947, located on 427 acres in western San Fernando Valley. A/AA and J funds new Center for the Sciences, Student Services, Child Development Center, Green Technologies, Digital Arts & Media, Library Learning Resources Center, Maintenance & Operations Facilities. Renovates buildings on campus and provides ADA compliant access, new AV/IT, Fire Alarm and Security Systems. Campus landscaping, parking lots/roadways, infrastructure/Central Plant also being upgraded.

Progress	Programming		Design		DSA Review		Bid and Award		Construction	
	In Progress	6	In Progress	6	In Progress	5	In Progress	0	In Progress	9
Suspended	0	Suspended	0	Suspended	0	Suspended	0	Suspended	0	
Completed	67	Completed	59	Completed	54	Completed	52	Completed	43	

Projects On-Hold: 0

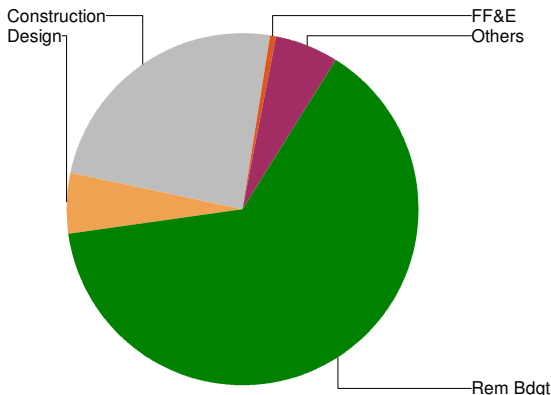
Comparative Graph



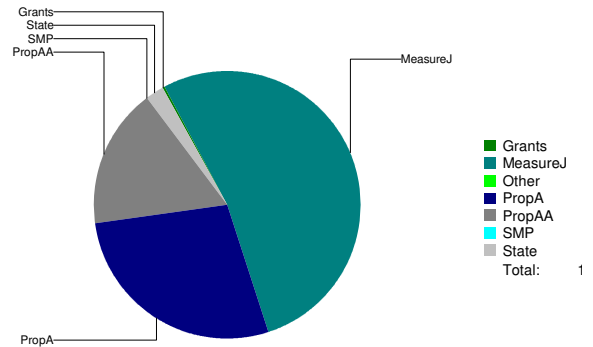
Summary Table

	Design & Other Soft Costs	Construction & Other Hard Costs	FF&E	Other	Total
Base	\$89,715,520	\$469,099,372	\$33,005,931	\$55,923,268	\$647,744,091
Actuals	\$35,901,368	\$154,967,039	\$4,629,533	\$37,608,138	\$233,106,079
Rem Bdg	\$53,814,152	\$314,132,333	\$28,376,397	\$18,315,131	\$414,638,013

Budget VS. Actual



Funding Sources





Los Angeles Southwest College

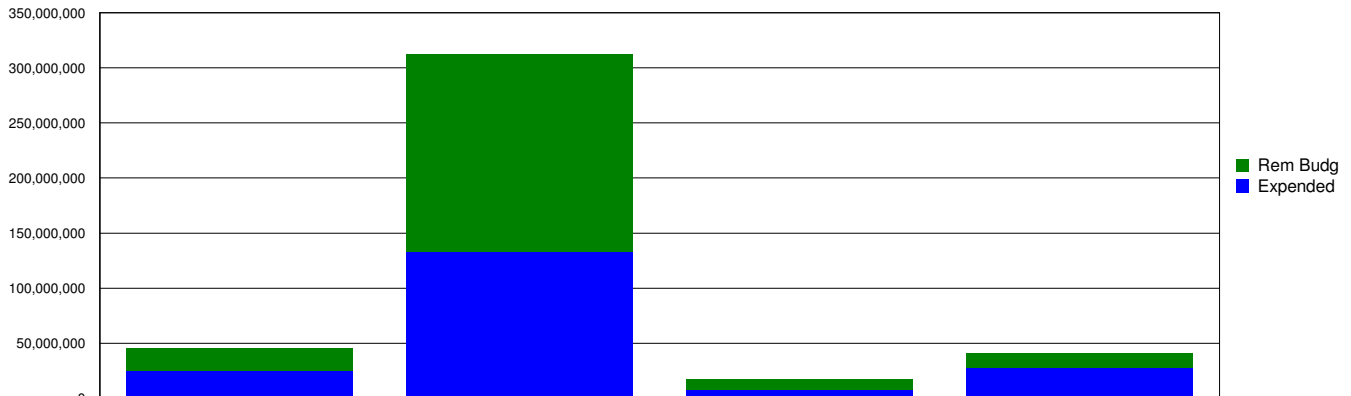
**Description:**

Los Angeles Southwest College campus encompasses 63.7 acres and includes new and renovated technology education, performing arts, administration, and athletic facilities, new Parking Structure, improved roadways, walkways, landscape and surface parking lots, and upgrades to the Campus Infrastructure including Information connection of existing buildings to the Central Plant.

Progress	Programming		Design		DSA Review		Bid and Award		Construction	
	In Progress	0	In Progress	4	In Progress	0	In Progress	1	In Progress	4
Suspended	0	Suspended	0	Suspended	0	Suspended	0	Suspended	0	
Completed	32	Completed	32	Completed	32	Completed	42	Completed	38	

Projects On-Hold: 0

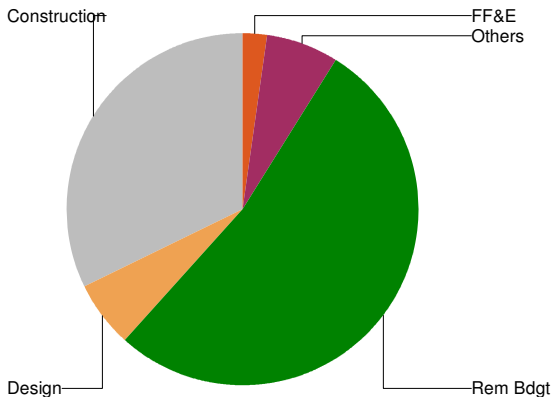
Comparative Graph



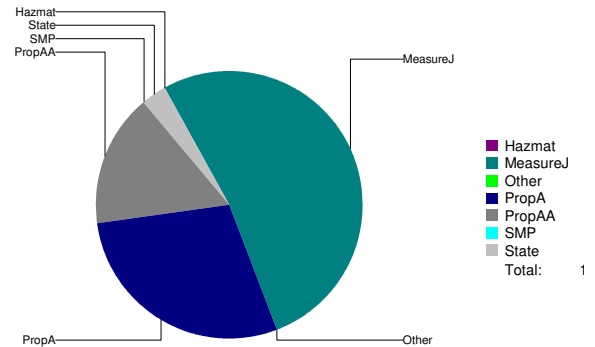
Summary Table

	Design & Other Soft Costs	Construction & Other Hard Costs	FF&E	Other	Total
Base	\$45,397,035	\$314,439,505	\$17,717,026	\$41,374,660	\$418,928,227
Actuals	\$25,374,097	\$135,600,728	\$8,474,081	\$28,457,891	\$197,906,797
Rem Bdg	\$20,022,938	\$178,838,777	\$9,242,945	\$12,916,769	\$221,021,429

Budget VS. Actual



Funding Sources





# Los Angeles Tradetech College

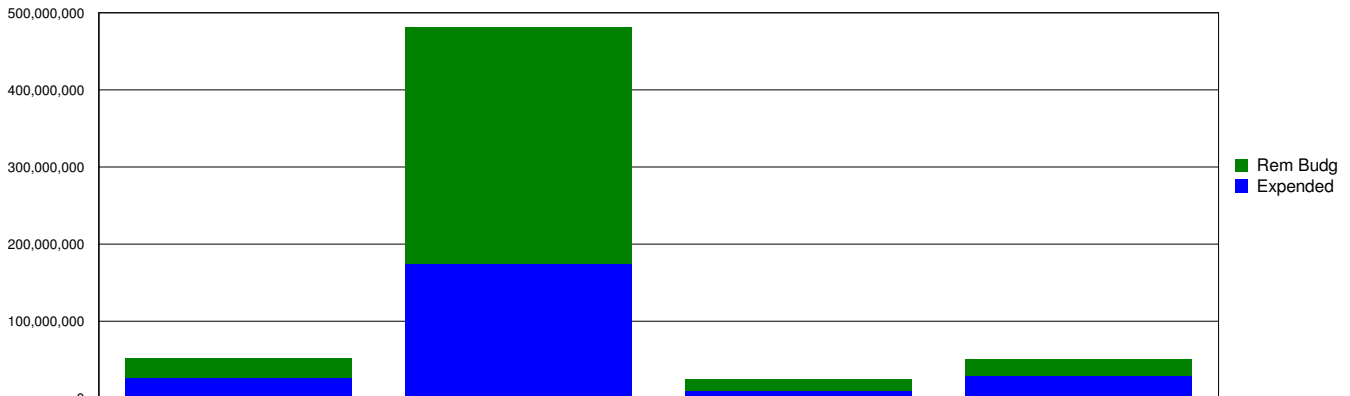
## Description:

Los Angeles Trade Technical College (LATTC) is located on 27 acres of urban area. The campus consists of 780,000 GSF of educational and administration facilities and about 8 acres of landscape and open spaces. The academic buildings are located on the north campus and the recreational / athletic facilities and surface parking, on the south. An 800-car parking structure is located on the northeast side of the campus.

Progress	Programming		Design		DSA Review		Bid and Award		Construction	
	In Progress	7	In Progress	7	In Progress	0	In Progress	0	In Progress	5
Suspended	0	Suspended	0	Suspended	0	Suspended	0	Suspended	0	
Completed	52	Completed	42	Completed	42	Completed	38	Completed	33	

Projects On-Hold: 0

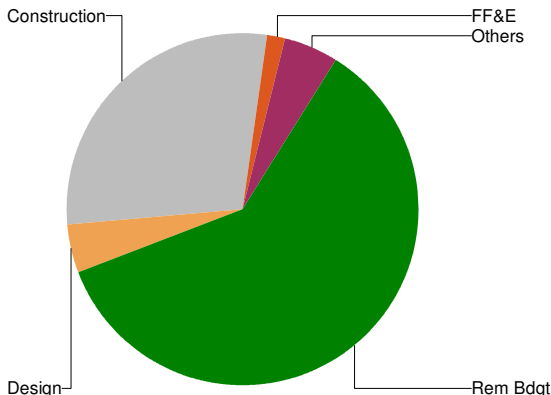
Comparative Graph



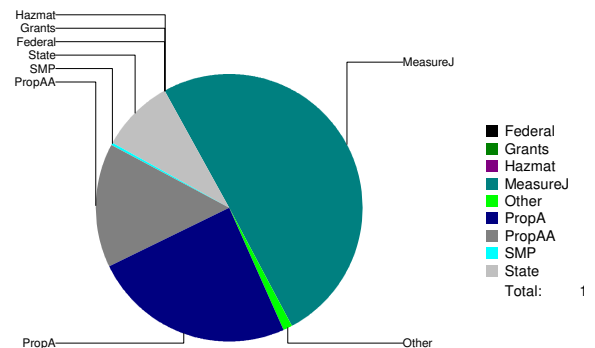
Summary Table

	Design & Other Soft Costs	Construction & Other Hard Costs	FF&E	Other	Total
Base	\$52,331,752	\$481,754,717	\$25,550,138	\$51,211,074	\$610,847,681
Actuals	\$27,259,851	\$175,232,873	\$10,354,986	\$29,693,253	\$242,540,963
Rem Bdg	\$25,071,901	\$306,521,844	\$15,195,152	\$21,517,821	\$368,306,718

Budget VS. Actual



Funding Sources





Los Angeles Valley College

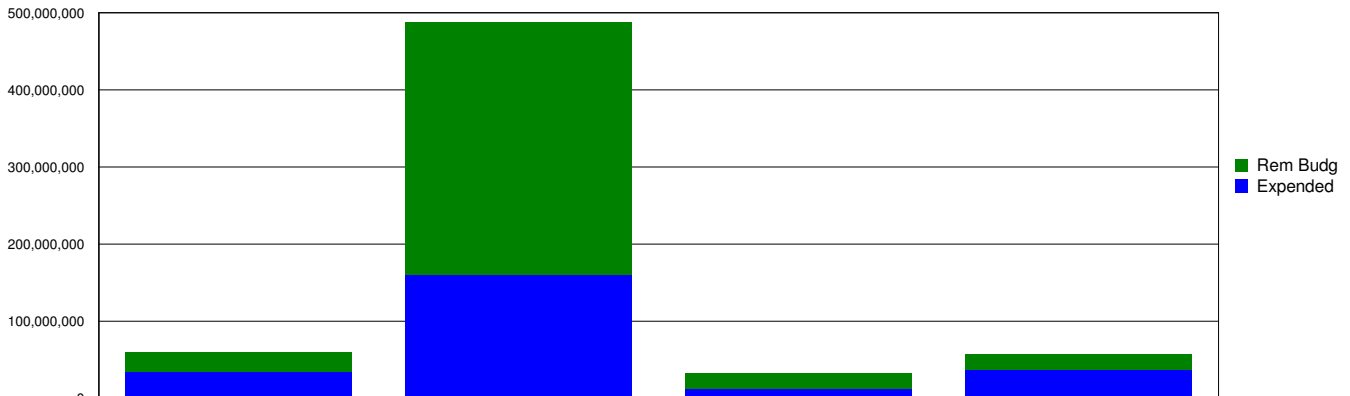
**Description:**

The College campus encompasses a total land area of approximately 105 acres and includes educational and administration facilities, surface parking lots, and athletic fields and sports facilities. Most of the College's educational buildings are located in the western half of the campus. The athletic fields and facilities are located to the east of the academic buildings. Parking is located on the northern half, in the southwest corner, and to the east of the core campus buildings.

Progress	Programming		Design		DSA Review		Bid and Award		Construction	
	In Progress	0	In Progress	4	In Progress	0	In Progress	1	In Progress	3
Suspended	0	Suspended	0	Suspended	0	Suspended	0	Suspended	0	
Completed	40	Completed	36	Completed	36	Completed	32	Completed	29	

Projects On-Hold: 0

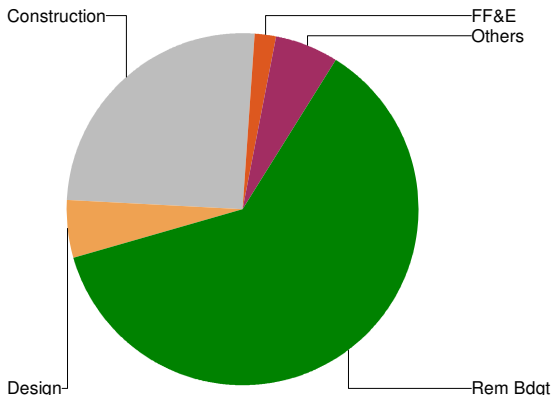
Comparative Graph



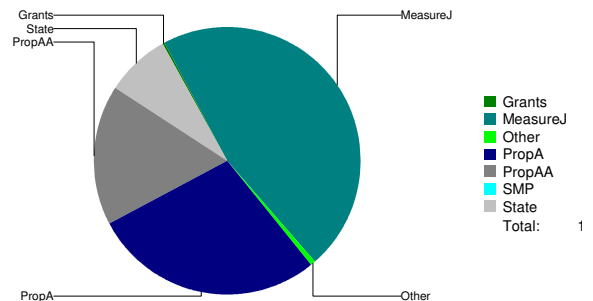
Summary Table

	Design & Other Soft Costs	Construction & Other Hard Costs	FF&E	Other	Total
Base	\$59,779,863	\$487,089,174	\$33,017,321	\$57,268,946	\$637,155,304
Actuals	\$34,311,803	\$159,944,841	\$13,236,450	\$36,617,561	\$244,110,654
Rem Bdgt	\$25,468,060	\$327,144,333	\$19,780,872	\$20,651,385	\$393,044,650

Budget VS. Actual



Funding Sources





West Los Angeles College

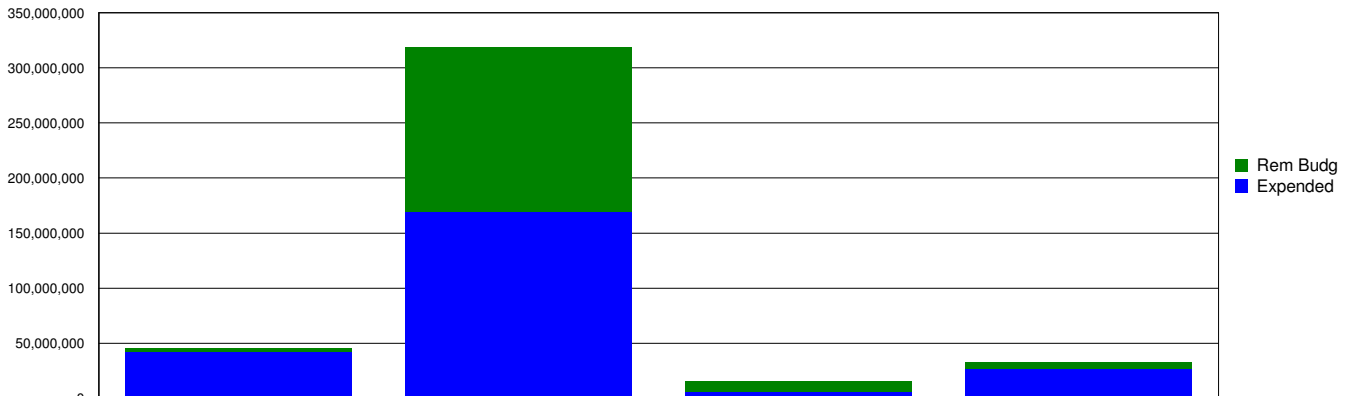
**Description:**

West Los Angeles College campus occupies approximately 72 acres of land and contains a number of educational and administrative buildings, general landscaped areas, parking lots, athletic fields and sport facilities, and open space. Most of the College's educational buildings are located in the eastern half of the campus. The athletic fields are located to the west of the academic buildings. Parking is located on the southern half and in the northwest corner of the campus.

Progress	Programming		Design		DSA Review		Bid and Award		Construction	
	In Progress	3	In Progress	3	In Progress	6	In Progress	1	In Progress	8
Suspended	0	Suspended	0	Suspended	0	Suspended	0	Suspended	0	
Completed	37	Completed	32	Completed	26	Completed	25	Completed	17	

Projects On-Hold: 0

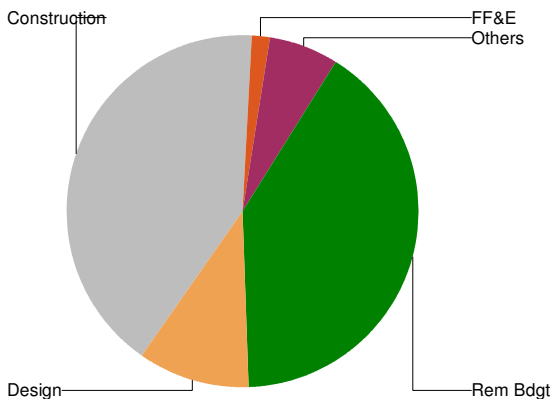
Comparative Graph



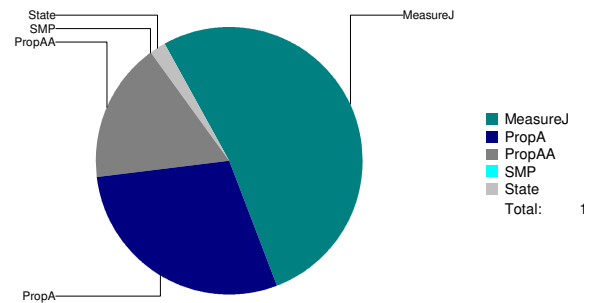
Summary Table

	Design & Other Soft Costs	Construction & Other Hard Costs	FF&E	Other	Total
Base	\$45,799,660	\$318,221,964	\$15,655,240	\$32,616,010	\$412,292,873
Actuals	\$42,680,627	\$169,295,020	\$6,339,675	\$26,835,568	\$245,150,890
Rem Bdgt	\$3,119,033	\$148,926,944	\$9,315,564	\$5,780,442	\$167,141,983

Budget VS. Actual



Funding Sources





LACCD Van de Kamp Innovation Center

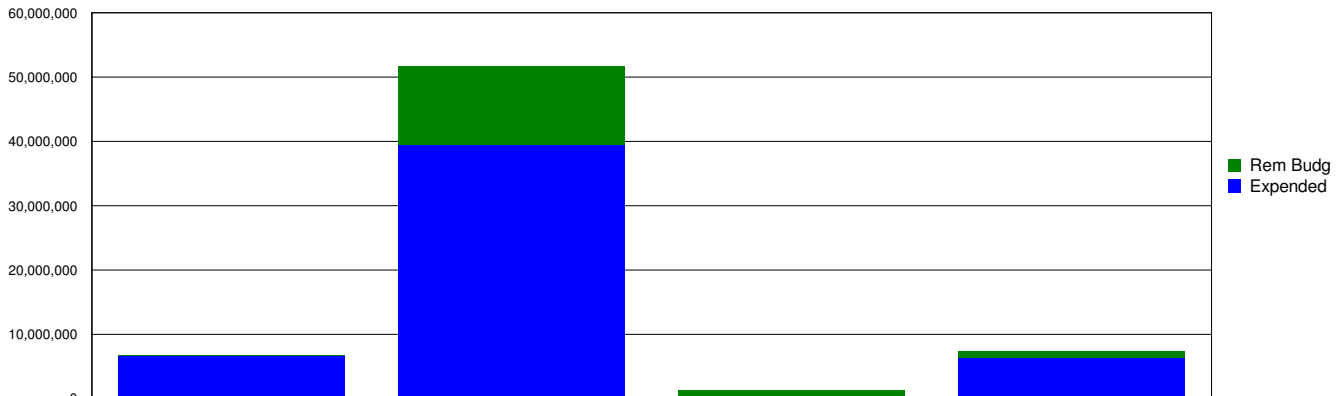
**Description:**

The Los Angeles City College program has changed to a LACCD innovation campus. The campus consists of two tenant facilities: an adaptive reuse of the Van de Kamp Bakery building and a New Education Building. These buildings cover approximately 71,000sf. The buildings will house an innovation campus for education based tenants that may include a Charter High School, a "green" work source training academy, and health career ladder training programs.

Progress	Programming		Design		DSA Review		Bid and Award		Construction	
	In Progress	0	In Progress	0	In Progress	0	In Progress	0	In Progress	1
Suspended	0	Suspended	0	Suspended	0	Suspended	0	Suspended	0	
Completed	9	Completed	9	Completed	9	Completed	9	Completed	8	

Projects On-Hold: 0

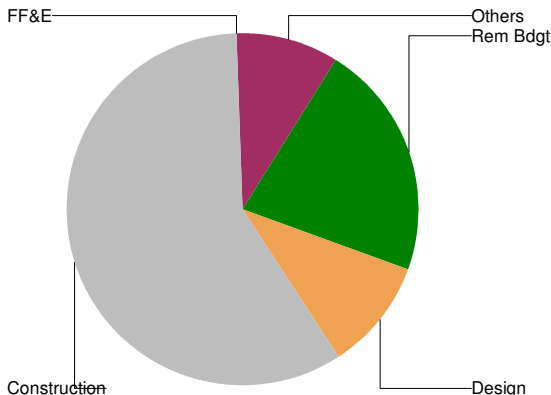
Comparative Graph



Summary Table

	Design & Other Soft Costs	Construction & Other Hard Costs	FF&E	Other	Total
Base	\$7,097,339	\$51,600,026	\$1,377,934	\$7,358,701	\$67,434,000
Actuals	\$6,976,798	\$39,413,891	\$116,315	\$6,309,418	\$52,816,422
Rem Bdg	\$120,541	\$12,186,135	\$1,261,618	\$1,049,284	\$14,617,578

Budget VS. Actual



Funding Sources

